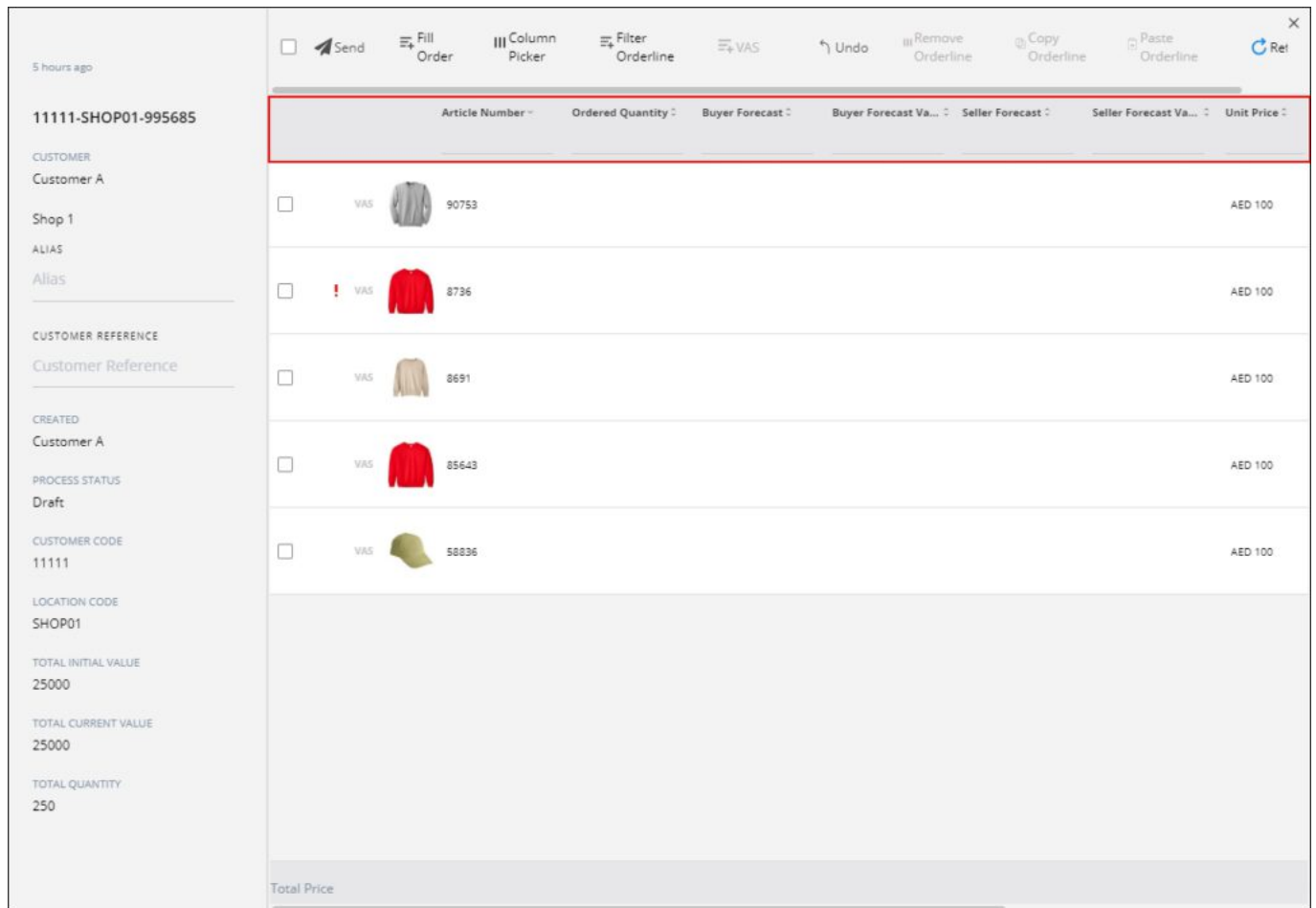







Filter orderline

To filter orderlines of a specific order, you can click **Filter Orderline** button, search fields appear as shown in the below example:



The screenshot displays a software interface for managing orderlines. On the left, a sidebar contains order details for order 11111-SHOP01-995685, including customer information (Customer A), shop (Shop 1), alias (Alias), customer reference (Customer Reference), creation details (Customer A), process status (Draft), and various codes (11111, SHOP01). Summary statistics show a total initial and current value of 25000 and a total quantity of 250. The main area features a toolbar with actions like Send, Fill Order, Column Picker, Filter Orderline, VAS, Undo, Remove Orderline, Copy Orderline, Paste Orderline, and Ret. Below the toolbar is a table of orderlines with columns for Article Number, Ordered Quantity, Buyer Forecast, Buyer Forecast Va..., Seller Forecast, Seller Forecast Va..., and Unit Price. Five orderlines are listed, each with a checkbox, a VAS icon, an image of the product, an article number, and a unit price of AED 100. The items are: a grey sweater (90753), a red sweater with a warning icon (8736), a tan sweater (8691), a red sweater (85643), and a green hat (58836). A 'Total Price' label is visible at the bottom left of the table area.

	Article Number	Ordered Quantity	Buyer Forecast	Buyer Forecast Va...	Seller Forecast	Seller Forecast Va...	Unit Price
<input type="checkbox"/>	VAS  90753						AED 100
<input type="checkbox"/>	! VAS  8736						AED 100
<input type="checkbox"/>	VAS  8691						AED 100
<input type="checkbox"/>	VAS  85643						AED 100
<input type="checkbox"/>	VAS  58836						AED 100

Depending on the column data type, filter fields differ, i.e. date range picker, or dropdown menu, etc.

Enter the values you need, orderlines matching the entered value is returned.