

Create order from favorites

To create a new order from your favorites, follow these steps:

1. Click **+ Create**, the following window appears:

Close (X)

Create Order

WHAT TYPE OF ORDER WOULD YOU LIKE TO CREATE

Blank Order Order From Favorites

FILTER FAVORITE ARTICLES BY TAGS

Filter favorite articles by tags

* CUSTOMER (DISPLAYING FIRST 100 ITEMS, PLEASE START TYPING TO DISPLAY MORE...)

Customer

* LOCATION

Location

ALIAS

Alias

CUSTOMER REFERENCE









Customer Reference

CANCEL SAVE

2. Select the favorite tag from which you want to create the order, you can also select the favorite tags shared by other users,

3. Select the customer, this option is only available if the selected customer is “Full Range”,
4. Select the location to which you want to add the order,
5. Enter the order alias and customer reference, if you want, each in its field,
6. Click **Save**. The order is created as shown in the below example and it has the articles added to the favorites tag you selected as shown below:

The screenshot displays the T1-STUDIO (DOC) - WINTER COLLECTION interface. On the left, a sidebar contains navigation icons for Favorites, Collections, Recent, Search, Drafts, Favorites, Refresh Data, Export, Switch, and RS. The main area shows order details for order ID 11111-SHOP01-884683, including Customer (Customer A), Shop (Shop 1), Alias (Alias), Customer Reference (Customer Reference), and Created (Customer A). The Process Status is Draft. Summary statistics show Total Initial Value, Total Current Value, and Total Quantity, all at 0.00. The main table lists articles with columns for Article Number, Ordered Quantity, Unit Price, Total Qty, Total Price, and Quantities. The table contains 8 rows of article data, each with a checkbox, a VAS tag, an article image, an article number, and a price of AED 100. The total price at the bottom is 0 AED 0.

Article Number	Ordered Quantity	Unit Price	Total Qty	Total Price	Quantities	
<input type="checkbox"/> VAS  96048		AED 100	0	AED 0	Feb 1, 2020 0	
<input type="checkbox"/> VAS  9335		AED 100	0	AED 0	Feb 1, 2020 0	
<input type="checkbox"/> ! VAS  88033		AED 100	0	AED 0		
<input type="checkbox"/> VAS  85294		AED 100	0	AED 0	Feb 1, 2020 0	
<input type="checkbox"/> VAS  66560		AED 100	0	AED 0	Feb 1, 2020 0	
<input type="checkbox"/> VAS  49116		AED 100	0	AED 0	Feb 1, 2020 0	
<input type="checkbox"/> VAS  43540		AED 100	0	AED 0	Feb 1, 2020 0	
<input type="checkbox"/> VAS  40792		AED 100	0	AED 0	Feb 1, 2020 0	
Total Price				0	AED 0	

The order status is “Draft”. You can specify quantities for these articles and add more articles to the order by following the steps mentioned in “[Fill order](#)”.