









View and download package

To view the package information, click its record or select “View Record” from the Actions menu next to it, the following page appears:

Package		Errors List
Package #116		Active
		 
Id	Version	
116	75	
File Name	File Path	
seller-2/catalog-10/datapackages/75.zip	(blank)	
Images File Name	Seller	
(blank)	2	
Package Status	Status	
COMPLETE	 Active	
Created Date	Updated Date	
 May 20, 2020	 May 20, 2020	
Created By	Updated By	
		

The package information such as file name, path, images file name, and status, etc. is displayed. You can refresh the displayed information by clicking the respective button.

To download the package to your computer, click , the package is downloaded to your computer as a zip folder and you can extract it, or select “Download” from the Actions menu next to it. If there any issues while the package is created, you can check the **Error List** tab.