






View and download package

To view the package information, click its record or select “View Record” from the Actions menu next to it, the following page appears:

Package	Errors List
Package #116 Active	
 	
Id	Version
116	75
File Name	File Path
seller-2/catalog-10/datapackages/75.zip	(blank)
Images File Name	Seller
(blank)	2
Package Status	Status
COMPLETE	Active
Created Date	Updated Date
 May 20, 2020	 May 20, 2020
Created By	Updated By

The package information such as file name, path, images file name, and status, etc. is displayed. You can refresh the displayed information by clicking the respective button.

To download the package to your computer, click , the package is downloaded to your computer as a zip folder and you can extract it, or select “Download” from the Actions menu next to it. If there any issues while the package is created, you can check the **Error List** tab.