

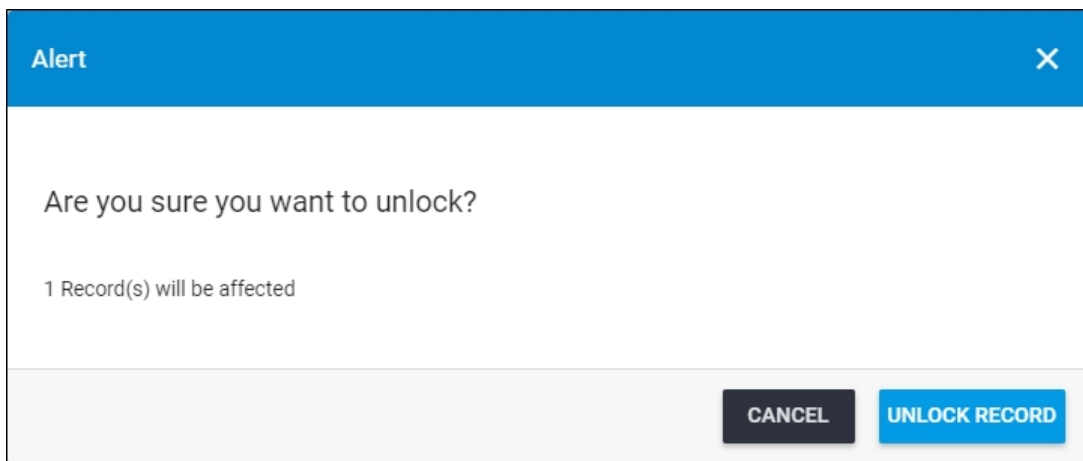


Unlock article

You can unlock locked articles to allow changing their prices and sizes. To unlock an article, follow these steps:

1. Select the locked article you want to unlock by following any of these methods:
 - Select “Unlock Record” from the Actions menu next to the article you want to unlock,
 - Click the checkbox on top of the records to select all articles then click ,
 - Click the checkbox(es) next to the article you want then click ,

The following message appears showing the number of selected articles:



You can click **Cancel** to keep the records locked.

2. Click **Unlock Record** to confirm unlocking the articles. The article locked status changes to “False”.

You can lock the article again by following the steps mentioned in “[Lock Articles](#)”.