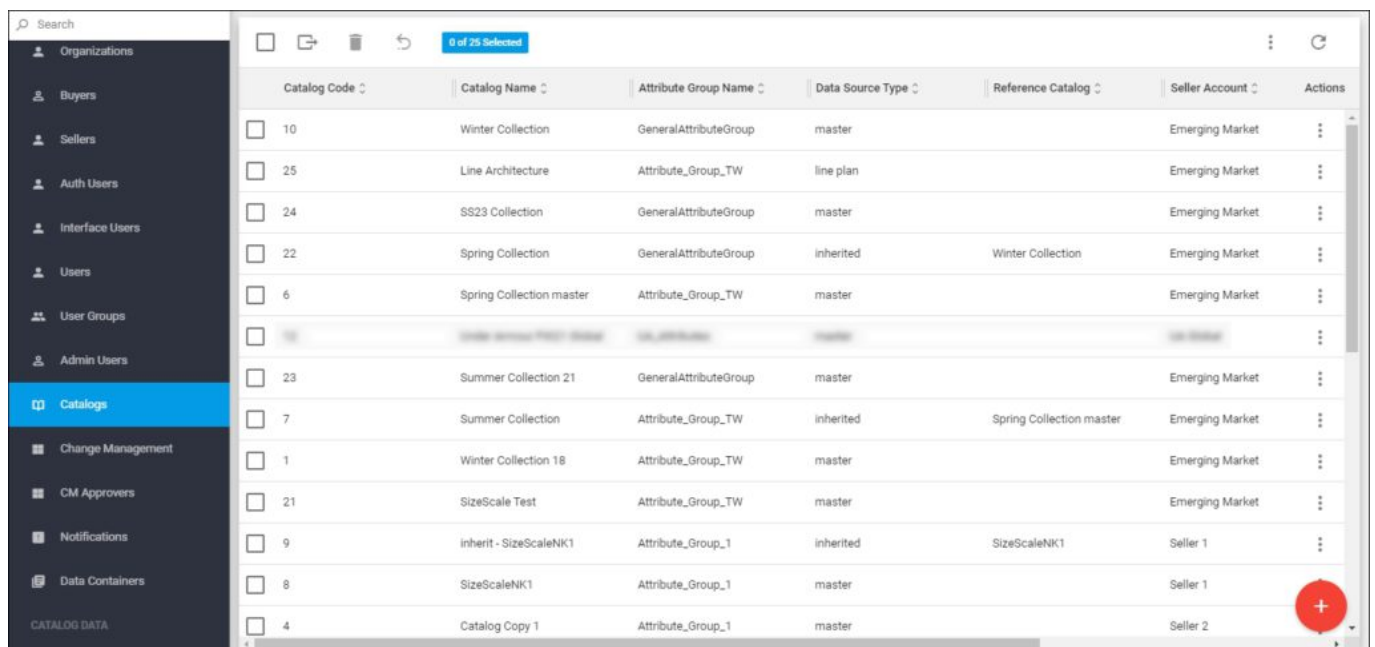


Catalogs

A catalog is a group of articles for a specific seller, along with their related information such as sizes, prices, and delivery dates, etc. Catalog definition is managed by the Trasix Support Team and you can perform certain actions on these catalogs such as stopping and allowing orders, managing delivery dates, segmentations, and price groups, etc.

Click **Catalogs** from the left side menu, the following page appears:











Catalog Code	Catalog Name	Attribute Group Name	Data Source Type	Reference Catalog	Seller Account	Actions	
<input type="checkbox"/>	10	Winter Collection	GeneralAttributeGroup	master	Emerging Market	⋮	
<input type="checkbox"/>	25	Line Architecture	Attribute_Group_TW	line plan	Emerging Market	⋮	
<input type="checkbox"/>	24	SS23 Collection	GeneralAttributeGroup	master	Emerging Market	⋮	
<input type="checkbox"/>	22	Spring Collection	GeneralAttributeGroup	inherited	Winter Collection	Emerging Market	⋮
<input type="checkbox"/>	6	Spring Collection master	Attribute_Group_TW	master	Emerging Market	⋮	
<input type="checkbox"/>	23	Summer Collection 21	GeneralAttributeGroup	master	Emerging Market	⋮	
<input type="checkbox"/>	7	Summer Collection	Attribute_Group_TW	inherited	Spring Collection master	Emerging Market	⋮
<input type="checkbox"/>	1	Winter Collection 18	Attribute_Group_TW	master	Emerging Market	⋮	
<input type="checkbox"/>	21	SizeScale Test	Attribute_Group_TW	master	Emerging Market	⋮	
<input type="checkbox"/>	9	inherit - SizeScaleNK1	Attribute_Group_1	inherited	SizeScaleNK1	Seller 1	⋮
<input type="checkbox"/>	8	SizeScaleNK1	Attribute_Group_1	master	Seller 1	⋮	
<input type="checkbox"/>	4	Catalog Copy 1	Attribute_Group_1	master	Seller 2	⋮	

Catalogs added to the system are listed. For each one, its catalog Id, data source type, reference catalog if the catalog is inherited or line architecture catalog, seller account to which the catalog is added, status and updated date are displayed.


To view the catalog details, click the catalog or select View record from the Actions menu next to the catalog, details are displayed as shown in the below example:

[Catalog](#)
[Attributes](#)
[Restrict Attributes](#)
[Configurations](#)
[Delivery Dates](#)
[Price Group](#)
[Segmentation Group](#)
[Segmentations](#)
[Stock Definitio](#)

Winter Collection Active

Season Winter	Year 2,022
Data Source Type master	Seller Account Emerging Market
Catalog Code 10	Catalog Name Winter Collection
Order Plugin (blank)	Is Vas Enabled <input checked="" type="checkbox"/> True
Apply Size Scale <input type="checkbox"/> False	Apply Retail Window <input type="checkbox"/> False
Apply Price by Style <input type="checkbox"/> False	Independent Sizes <input type="checkbox"/> False
Allow Requested Article Creation <input checked="" type="checkbox"/> True	Reference Catalog
Master Catalog Code Winter Collection	Attribute Group Name GeneralAttributeGroup
Status <input checked="" type="checkbox"/> Active	Updated Date Oct 26, 2021



Catalog details are displayed such as the season, data source, and seller account, etc. The following sections discuss all the actions you can perform through this module.