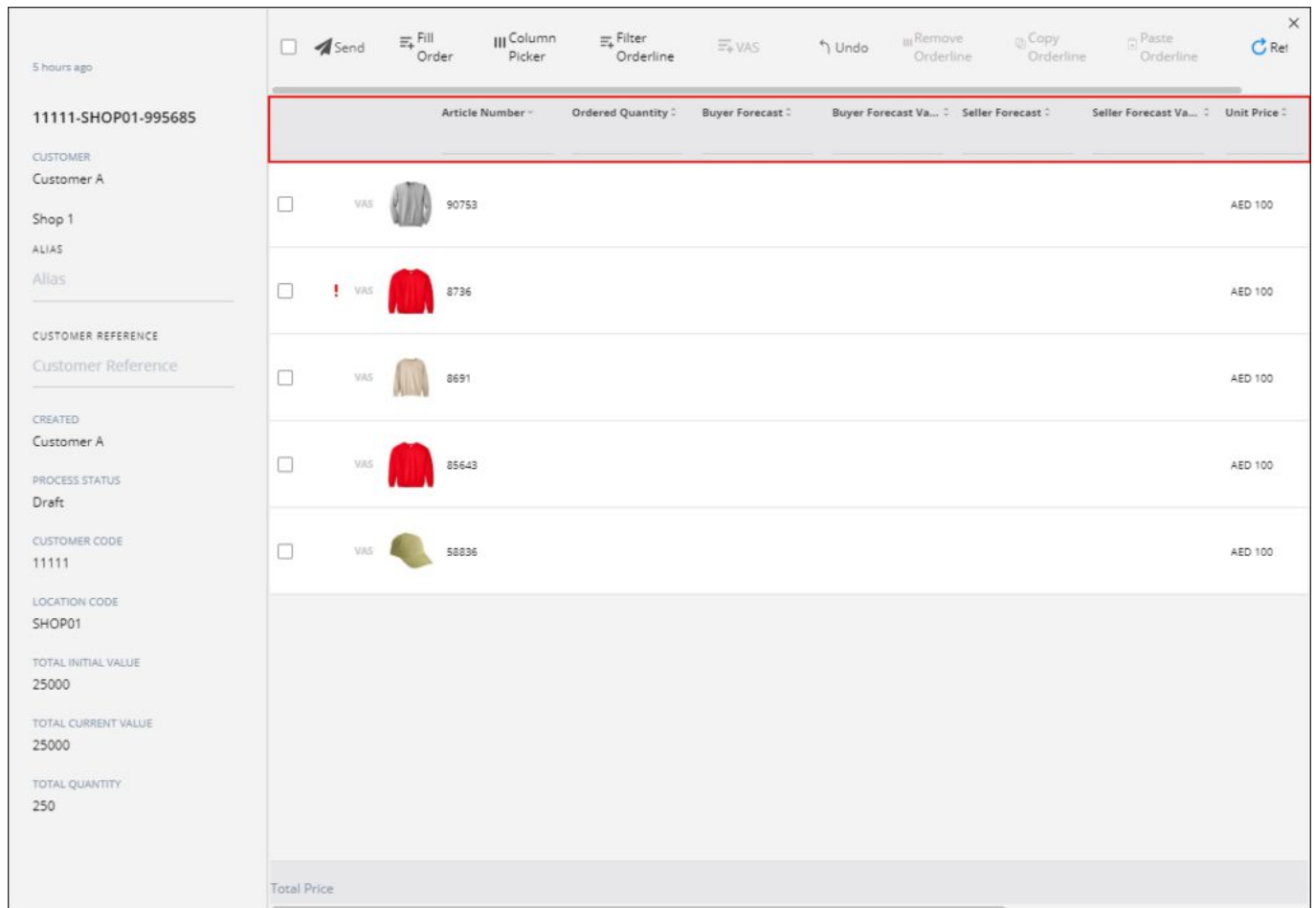







Filter orderline

To filter orderlines of a specific order, you can click **Filter Orderline** button, search fields appear as shown in the below example:



The screenshot displays a software interface for managing an order. On the left, a sidebar provides order details for order ID 11111-SHOP01-995685, including customer information (Customer A), shop (Shop 1), alias (Alias), customer reference (Customer Reference), creation details (Customer A), process status (Draft), customer code (11111), location code (SHOP01), total initial value (25000), total current value (25000), and total quantity (250). The main area features a table of orderlines with columns for Article Number, Ordered Quantity, Buyer Forecast, Buyer Forecast Value, Seller Forecast, Seller Forecast Value, and Unit Price. A red box highlights the filter fields above the table. The table contains five rows of orderlines, each with a checkbox, a VAS icon, an article image, an article number, and a unit price of AED 100. The bottom of the interface shows a 'Total Price' field.

	Article Number	Ordered Quantity	Buyer Forecast	Buyer Forecast Va...	Seller Forecast	Seller Forecast Va...	Unit Price
<input type="checkbox"/>	VAS 	90753					AED 100
<input type="checkbox"/>	! VAS 	8736					AED 100
<input type="checkbox"/>	VAS 	8691					AED 100
<input type="checkbox"/>	VAS 	85643					AED 100
<input type="checkbox"/>	VAS 	58836					AED 100

Depending on the column data type, filter fields differ, i.e. date range picker, or dropdown menu, etc.

Enter the values you need, orderlines matching the entered value is returned.